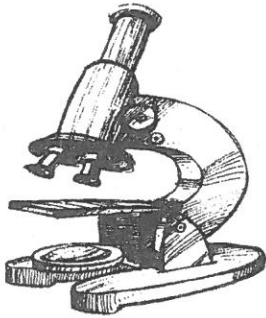


INDIAN SCHOOL MUSCAT PRIMARY SECTION			
Subject: Science	Term I	Name:	
Topic: Teeth and Microbes	Enrichment Activity	Std IV Sec.	Roll No.
Teacher's Signature:		Date: ___ / ___ /18	

I. Identify the given pictures.




The instrument used to see micro-organisms.



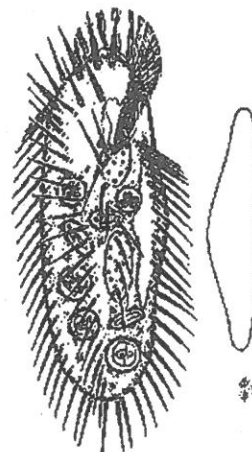
The microbe which causes diseases like malaria and dysentery.

INDIAN SCHOOL MUSCAT PRIMARY SECTION			
Subject: Science	Term I	Name:	
Topic: Teeth and Microbes	Enrichment Activity	Std IV Sec.	Roll No.
Teacher's Signature:		Date: ___ / ___ /18	

I. Identify the given pictures.



The instrument used to see micro-organisms.



The microbe which causes diseases like malaria and dysentery.

II. Answer the following questions.

1. Naveen wants to bite a slice of pizza .Can you name the type of teeth that he will use for the same?

2. How many teeth should a child have when he/she is three years old?

3. Which part of the tooth has blood vessels and nerves?

II. Answer the following questions.

1. Naveen wants to bite a slice of pizza .Can you name the type of teeth that he will use for the same?

2. How many teeth should a child have when he/she is three years old?

3. Which part of the tooth has blood vessels and nerves?
